

User Manual

Outdoor IP Security Camera



Model:SD4

Table of Contents

1 Overview.....	3
1.1 Key Features.....	3
1.2 Read before Use.....	3
1.3 Packing Contents.....	3
1.4 Physical Description.....	4
1.5 SD Card Management.....	5
1.6 Add Device: Connection via the Foscam App.....	5
1.7 Installation.....	5
1.8 Waterproof Lid Installation Guide.....	5
2 Default Parameters.....	6
3 Specification.....	7

1 Overview

1.1 Key Features

- ◆ 4MP QHD Waterproof IP Camera
- ◆ H.264 video Compression
- ◆ Supports Pan & Tilt
- ◆ Supports Human detection, Motion Detection
- ◆ Compatible with free Foscam Video Management Software
- ◆ Compatible with free Foscam iOS and Android APP
- ◆ Supports 2.4G/5G dual band, IEEE802.11b/g/n/ac
- ◆ Supports 4x optical zoom
- ◆ 6pcs Infrared-LEDs, night vision range up to 50 metres (164ft)
- ◆ Supports sound detection
- ◆ Supports WDR(Wide-Dynamic Range)
- ◆ Supports 256GB Micro SD Card storage(External)
- ◆ P2P Feature for Easy Remote Access
- ◆ Supports image snapshot
- ◆ Supports dual-stream
- ◆ Supports remote viewing & record from anywhere anytime
- ◆ Multi-level users management with password protection
- ◆ Supports multiple network protocols: IP, TCP, UDP, HTTP, HTTPS, SMTP, FTP, DHCP, RTSP
- ◆ Supports Alexa
- ◆ Supports Google Assistant

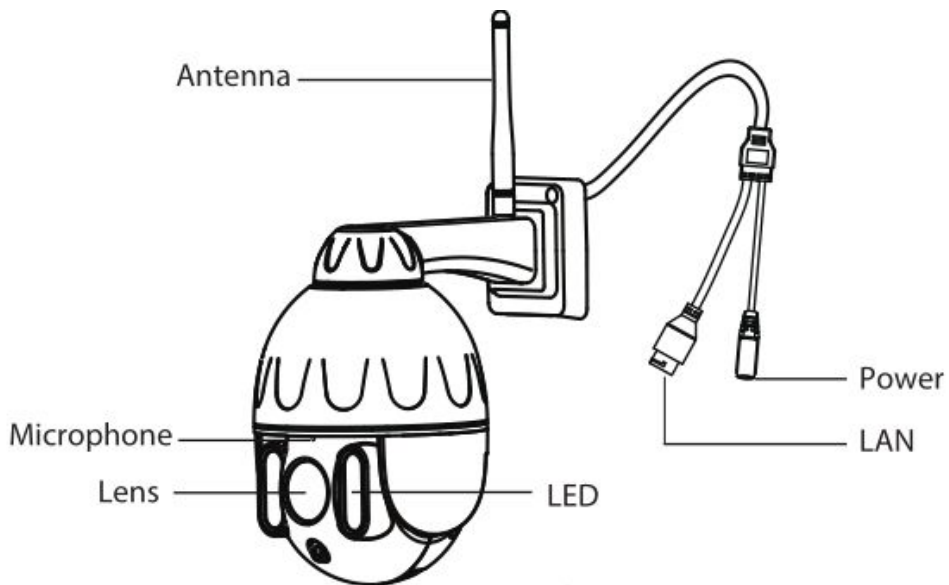
1.2 Read before Use

Please first verify that all contents received are complete according to the Package Contents listed below. Before the Network Camera is installed, please carefully read and follow the instructions in the Quick Setup Guide to avoid damage due to faulty assembly and installation. This also ensures the product is used properly as intended.

1.3 Packing Contents

● Camera× 1	● Ethernet Cable× 1
● Quick Setup Guide × 1	● Expansion Screws× 1
● Waterproof Lid × 1	● Mounting Template × 1
● Surveillance sign× 1	● Mounting Plate × 1
●Wi-Fi Antenna× 1	● Power Adapter × 1

1.4 Physical Description



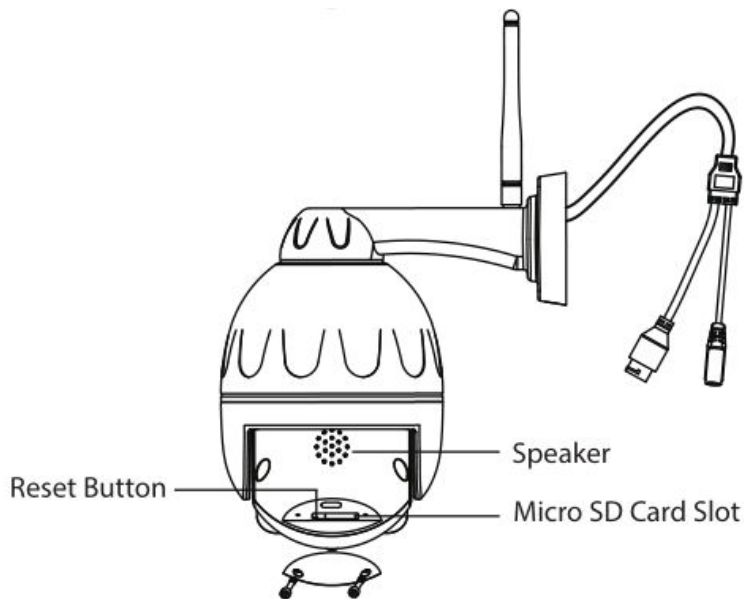
LED: 6pcs Infrared-LEDs, night vision range up to 50 metres / 164ft.

Lens: High Definition Color CMOS Sensor sensor with zoom lens.

Antenna: Wireless Antenna

Power: Connect the external power adapter, request for 12V / 2A power.

LAN: 10/100M adaptive Ethernet interface. Through this interface, IP camera can be connected with various network devices, such as hub, router, etc.



Reset Button

Press and hold on the reset button for 5 seconds. Releasing the reset button, the password will back to the factory default administrator password. The default administrator user is admin with no password.

Micro SD Card slot: Supports up to 256GB SD card for storing the video.

Speaker: Built-in speaker.

1.5 SD Card Management

This camera supports Micro SD Card.

When you plug in the SD card during the camera work process, please reboot the camera again, or else the SD card might not work well.

On Foscam app go to the **Settings**→**Device Status**→**Device Status** page, you can see the SD card status.

1.6 Add Device: Connection via the Foscam App

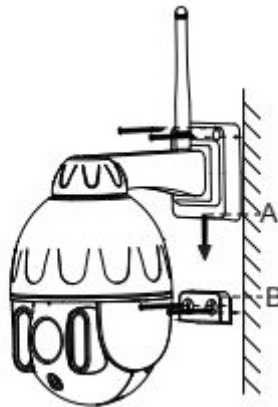
Scan the QR code below to download and install the Foscam APP.



Please refer to the **Quick Setup Guide**.

1.7 Installation

Please refer to the **Quick Setup Guide**.

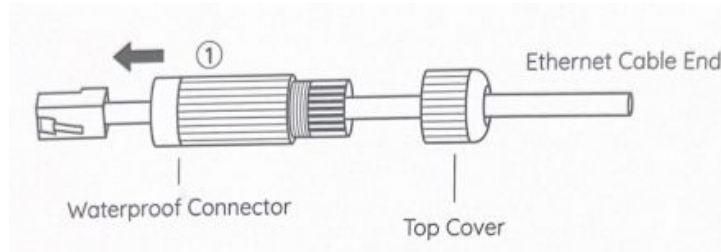


1. Screw the mount on the wall with the two screws provided.
2. To attach the camera base A to the mounting bracket B, insert the base into the bracket as pictured.
3. Screw the camera to the wall with the two screws provided.

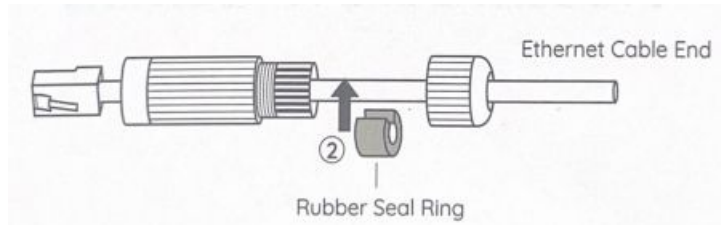
1.8 Waterproof Lid Installation Guide

When mounting your camera outdoors, you are suggested to install the waterproof lid for it. You may follow the steps for installation.

1. Thread the Ethernet cable through the top cover and then the waterproof connector.

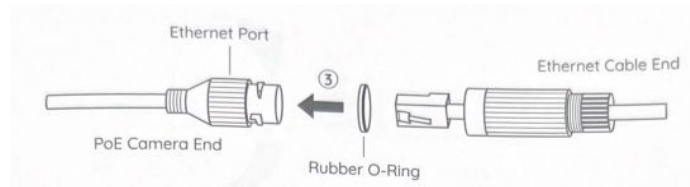


2. Put the rubber seal ring around the Ethernet cable between the top cover and the waterproof connector.

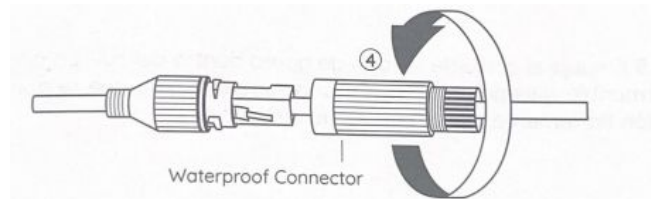


Note: The rubber seal ring provided has been cut. If not, you may manually cut it.

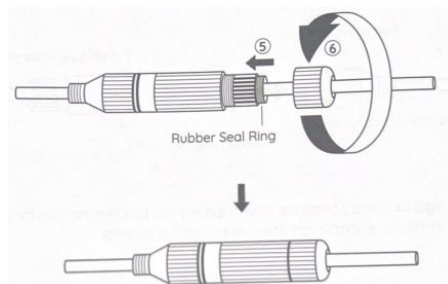
3. Put on the rubber O-ring to the Ethernet port of the camera and plug the Ethernet cable into the Ethernet port.



4. Align the waterproof connector with the Ethernet port, then twist it clockwise to tighten the two parts.



5. Push the rubber seal ring into the waterproof connector, then screw the top cover and lock it into position firmly to finish installation.



2 Default Parameters

Default network parameters

IP address: obtain dynamically

Subnet mask: obtain dynamically

Gateway: obtain dynamically

3 Specification

ITEMS		SD4 V3
Image Sensor	Sensor Type	High Definition Color CMOS Sensor
	Display Resolution	4.0Megapixels(2560*1440)
	Min. Illumination	0 Lux (With IR Illuminator)
Lens	Lens Type	f.2.8-12mm; F1.8
	Angle of view	Diagonal: 40.5° - 97°, Horizontal: 36.2° - 83°, Vertical: 21.3°-44.6°
Video	Image Compression	H.264
	Image Frame Rate	Max 20fps(2K), downward adjustable
	Resolution	4MP(2560*1440) 20fps,3MP(2304x1296)25fps,1080P(1920x1080) 25fps,720P(1280 x 720), VGA(640 x 480)
	Stream	Dual stream
	Image Adjustment	The hue, brightness, contrast, saturation, sharpness are adjustable
	Flip Image	Flip and mirror
	Infrared Mode	Automatic and manual
	Night Visibility	6pcs Infrared-LEDs, night vision range up to 50 metres
Audio	Input/Output	Supports two-way audio
	Audio Compression	PCM/ACC
Network	Ethernet	One 10/100Mbps RJ45 port
	Wireless Standard	2.4G/5G dual band, IEEE802.11b/g/n/ac
	Data Rate	IEEE802.11b: 11Mbps(Max.); IEEE802.11g: 54Mbps(Max.); IEEE802.11n: 150Mbps(Max.). IEEE802.11ac: 433Mbps(Max.).
	Wireless Security	WPA, WPA2
	Remote Access	P2P
	Network Protocol	IP, TCP, UDP, HTTP, HTTPS, SMTP, FTP, DHCP, RTSP
	System Requirements	Operating System
Other Features	Motion Detection	Alarm via E-Mail, FTP and Foscam app when an event is detected
	Sound Detection	Alarm via E-Mail, FTP and Foscam app when an event is detected
	Human Detection	Alarm via E-Mail, FTP and Foscam app when an event is detected
	User Accounts	Three levels user role
	Zoom	4X optical zoom function

	WDR	Improve image clarity in complex scenario
	Storage	Support max. 256GB Micro SD card, local and FTP storage, Foscam cloud storage
	Intelligent Assistant	Supports Alexa, Google Assistant
Power	Power Supply	DC 12V/2.0A
	Power Consumption	20 Watts (Max.)
Physical	Dimension(LxWxH)	180 mm x 111 mm x 180 mm
	Net Weight	1000g
Environment	Waterproof	IP66
	Operating Temperature	-20°C ~ 60° (-4°F ~ 140°F)
	Operating Humidity	20% ~ 85% non-condensing
	Storage Temperature	-20°C ~ 60° (-4°F ~ 140°F)
	Storage Humidity	0% ~ 90% non-condensing
Certification	FCC, CE, RoHS, UKCA, IP66	

For other parts, please refer to the “FOSCAM Camera User Manual”